

11.01.2023

Product Datasheet
 Fiber Optic Cable: A-D(ZN)2Y
 Blowing CT PE 12 G.657.A1 150N Ø2.6mm (ANSI)

Order information

Design	Part number
Blowing CT PE 12 G.657.A1 150N Ø2.6mm (ANSI)	559226

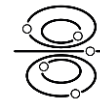
Product Pros



Cables are tested according to IEC 60794-1-21:2015



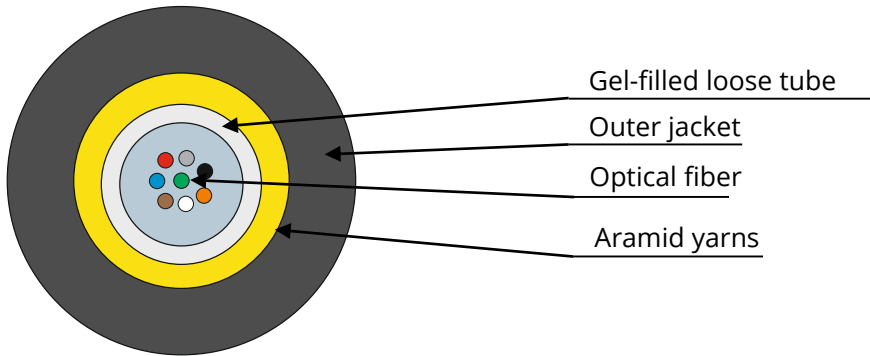
Tube inner diameter suitable for blowing



All-dielectric design













Application and design

- Blowing into microducts
- Installation into indoor/outdoor cable conduits and trays



Cable consists of central loose tube (natural color) with optical fibers and water-blocking gel. Aramid yarns are laid over loose tube. Outer jacket is made of PE. Color of outer jacket is black.

Color identification of loose tubes and optical fibers is according to ANSI/TIA-598-D-2014

1	2	3	4	5	6	7	8	9	10	11	12
											
Blue	Orange	Green	Brown	Slate	White	Red	Black	Yellow	Violet	Rose	Aqua

Other colors upon request

Cable marking example

Marking is made on each meter of cable

Fiber optic cable	= INCAB EUROPE =	Blowing CT	PE	12	G.657.A1	150N	Ø 2.6mm	BATCH	2022	= 00001 m =
		1	2	3	4	5	6	7	8	9
1	Cable name			6	Cable diameter					
2	Jacket type			7	Batch number					
3	Fiber count			8	Year of production					
4	Fiber type			9	Meter marking					
5	Installation tension									

Design details

Fiber count		12
Cable diameter ±0.2	mm	2.6
Cable weight	kg/km	5.8

Other designs upon request

Operating parameters

Operating temperature	-25°C...+70°C
Installation temperature	-20°C...+50°C
Transportation and storage temperature	-25°C...+70°C
Minimum bending radius	10 x cable diameter
Design life	25 years (per fiber supplier)

Optical fiber

Fiber type	«G.657.A1»
Fiber manufacturer	Corning®
ITU-T Recommendation	G.657.A1

Dimensional Specifications

Core-Clad Concentricity	0.5 µm
Cladding Diameter	125 ±0.7 µm
Cladding Non-Circularity	0.7 %
Coating Diameter	242 ±5 µm

Transmission Specifications

Attenuation in the cable (dB/km*):	
1310 nm wavelength (Typical** / Max.)	0.36 / 0.38
1550 nm wavelength (Typical** / Max.)	0.21 / 0.30

* Increased attenuation, uneven incline of OTDR trace, and attenuation discontinuities on the first 500 m associated with cable winding on a reel are allowed.

** Typical attenuation is the real level of optical attenuation of at least 90% fibers after cabling

Additional information about optical fibers on www.incabeurope.com

Blowing performance

Tube outer/inner diameter, mm	Installation distance, m
7/4	500
10/6	650

Cable parameters

Parameter	Nominal value		Evaluation criterion
	Long term	Short term	
Tensile strength (IEC 60794-1-21 method E1)	80 N	150 N	
Crush (IEC 60794-1-21 method E3)	50 N/cm		
Repeated bending (IEC 60794-1-21 method E6)	20 cycles, bending radius $\pm 90^\circ$		- $\Delta\alpha^* \leq 0.10$ dB - no damage
Torsion (IEC 60794-1-21 method E7)	- 10 cycles - torsion angle $\pm 360^\circ$ length 4 m		
Impact (IEC 60794-1-21 method E4)	Impact energy 0.5 J		
Temperature cycling** (IEC 60794-1-22 method F1)	- temperature range from -25°C to 70°C - 2 cycles - cycle period ≥ 16 hours		$\Delta\alpha^* \leq 0.10$ dB/km
Bending (IEC 60794-1-21 method E11A)	- 1 cycle - 1 helix wrap - 30 mm mandrel diameter		- 1550 nm - $\Delta\alpha^* \leq 0.6$ dB - 1625 nm - $\Delta\alpha^* \leq 1.0$ dB

* - attenuation increasing at standard wavelengths

** - other temperature range upon request

Safety standards compliance

RoHS: 2011/65/EU; 2015/863/EU

"Restriction on the use of certain Hazardous Substances"

REACH: 1907/2006/EU

"Registration, Evaluation, Authorisation and Restrictions of Chemicals"

Reel packing and marking

Cables are supplied on non-returnable wooden reels. Reel diameter is not less than 40 diameters of the cable. Not less than 2 m of inside end of the cable is fixed to the reel flange. The cable ends are sealed with waterproof covers.

The label on the outer reel flange contains our trademark, cable type, customer's name and PO, reel number, production date, cable length, cable weight net/gross.

The following information is printed on the reel flange: manufacturer's name and website, rotation direction, cable end indication, shipping and handling summary, labels "Fragile" and "Handle with care".

Our cable passport shows: cable type, technical standard number, cable length, fiber type, fiber coloring, fibers per tube, tube identification coloring, final attenuation for all fibers, refractive index of the fiber, fiber manufacturer and production date.

Cable passport is affixed to the inner flange in a plastic bag. Additional information can be included on the passport upon request.

This document is intended as a guide only. Whilst the information it contains is believed to be correct, Incab Europe can take no responsibility for actions taken based on the information contained in this document. Incab Europe reserves the right to make changes to this document without notice. All sales of product are subject to Incab Europe's terms and conditions of sale only, which can be found on Incab Europe's website www.incabeurope.com. This document is protected by copyright (c) of Incab Europe. The products depicted are protected by intellectual property rights. Any unauthorized copying of this document or of our products is prohibited and Incab Europe will take action to prevent any infringement of its rights and to claim damages for the loss that it suffers.